

CLUX-8M

1x8 HDMI

Multi-channel

Splitter

Operation Manual



CLUX-8M

Vertrieb durch
Distribution by

HY-LINE®
COMPUTER COMPONENTS

Inselkammerstr. 10
D-82008 Unterhaching
Tel.: +49 89 614 503 40
www.hy-line.de

TABLE OF CONTENTS

1. Introduction	1
2. Applications	1
3. Package Contents	1
4. System Requirements	1
5. Features	2
3. Operation Controls and Functions	3
6.1 Front Panel.....	3
6.2 Rear Panel.....	4
7. Connection and Installation	5
8. Specifications	5

Vertrieb durch
Distribution by

HY-LINE[®]
COMPUTER COMPONENTS

Inselkammerstr. 10
D-82008 Unterhaching
Tel.: +49 89 614 503 40
www.hy-line.de

1. Introduction

The 1 by 8 HDMI Multi-channel Splitter is the most advanced solution to HDMI signal distribution. It supports to transfer 8-bit and Deep Color (10-bit and 12-bit) video and new lossless compressed (Dolby TrueHD, Dolby Digital Plus and DTS-HD Master Audio) digital audio, with a high bandwidth up to 225MHz (6.75Gbps). Besides splitting and distributing, the splitter also does signal amplification and equalization, so as to provide high performance I/O of audio and video.

2. Applications

- Project presentation
- Showroom display
- Advertising display control

3. Package Contents

- 1 by 8 HDMI Multi-channel Splitter
- 5V DC power supply adaptor
- Operation Manual

4. System Requirements

HDMI equipped source equipment, HDMI equipped displays (TVs or monitors), and HDMI cables or HDMI to DVI cables.

Vertrieb durch
Distribution by

HY-LINE[®]
COMPUTER COMPONENTS
Inselkammerstr. 10
D-82008 Unterhaching
Tel.: +49 89 614 503 40
www.hy-line.de

5. Features

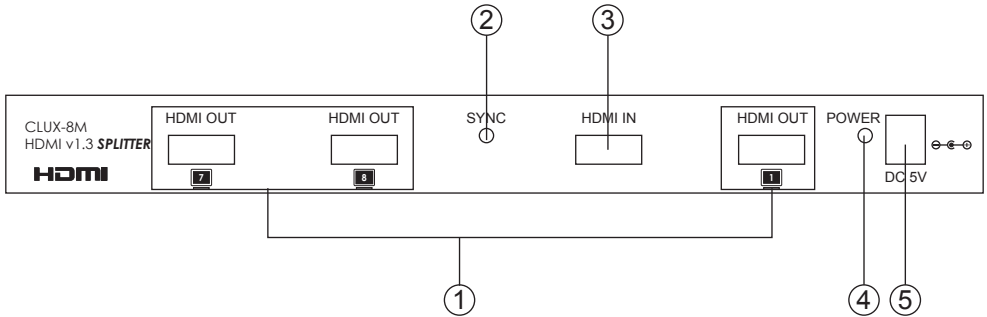
- HDMI, HDCP1.1 and DVI1.0 compliant.
- Deep color support up to 12-bit, 1080p@24/60 Hz.
- One HDMI source to be connected to up to eight HDMI displays simultaneously.
- HDCP keysets allow each output to work independently when connecting to an HDMI display.
- Splits one HDMI source up to eight outputs without signal loss.
- Supports DVI source and DVI display by using HDMI to/from DVI adaptor cable.
- Supports LPCM 7.1CH, Dolby TrueHD, Dolby Digital Plus and DTS-HD Master Audio transmission (32-192 kHz sample rate).
- Supports a wide range of PC and HDTV resolutions from VGA to UXGA and 480i to 1080p.
- HDMI cable length support 15 meters at 1080p/8-bit resolution and 10 meters at 1080p/12-bit.
- Can selected EDID source from TV or this splitter.
- Supports CEC bypass.
- Supports xvYCC.
- Supports System Reset function.

Vertrieb durch
Distribution by

HY-LINE[®]
COMPUTER COMPONENTS
Inselkammerstr. 10
D-82008 Unterhaching
Tel.: +49 89 614 503 40
www.hy-line.de

6. Operation Controls and Functions

6.1 Front Panel

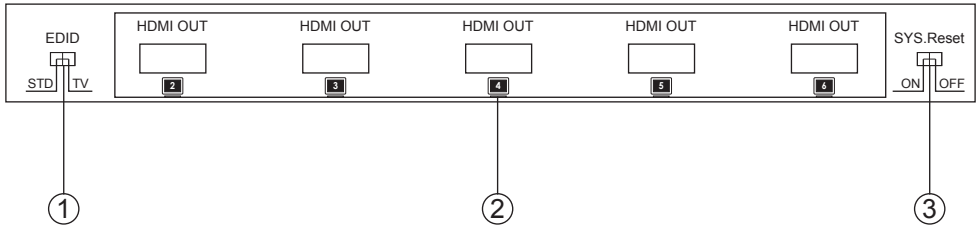


- ① **HDMI OUT 1/7/8:** Connect each of the output ports to the HDMI display. When more than one output connected, the HDMI outputs play identical video signal simultaneously.
- ② **SYNC LED:** The LED will illuminate when the HDMI source signal is connected to the input port.
- ③ **HDMI IN:** Connect input port to the HDMI or DVI output of your source equipment such as DVD player or set-top-box.
- ④ **POWER LED:** The LED will illuminate when the power is connected.
- ⑤ **DC 5V:** Plug the 5V DC power supply into the splitter and connect the adaptor to AC wall outlet.

Vertrieb durch
Distribution by


HY-LINE®
COMPUTER COMPONENTS
Inselkammerstr. 10
D-82008 Unterhaching
Tel.: +49 89 614 503 40
www.hy-line.de

6.2 Rear Panel



- ① **EDID:** Default factory setting is TV, leave as is if the display is properly. Switch to STD to use build-in EDID if the display has problems. When the EDID control switch in TV selection, the unit will detect the first HDMI output source's EDID and record in the unit. If the first detected output source is DVI it will pass to next source, until the first HDMI been detected
Note: EDID Control switch will be valid when re-power on the unit.
- ② **HDMI OUT 2~6:** Connect each of the output ports to the HDMI display. When more than one output connected, the HDMI outputs play identical video signal simultaneously.
- ③ **SYS Reset:** Switch to "ON" stage, the system will send the internal CEC Command to the display within 8~10 minutes to force all the displays switch to HDMI 1 port. Meanwhile, the source CEC Command will not functional to the system. When switch to "OFF" stage, the system reset function will terminate.

7. Connection and Installation



8. Specifications

Frequency Bandwidth	2.25Gbps (single link)
Input Port	1 x HDMI female port (Type A connector)
Output Ports	8 x HDMI female ports (signal link)
Power Supply	5V/5A DC (US/EU standards, CE/FCC/UL certified)
Dimensions	240 mm (W) x 103 mm (D) x 24 mm (H)
Weight	1000 g
Chassis Material	Metal
Silkscreen Color	Black
Operating Temperature	0°C ~ 40°C



CYPRESS TECHNOLOGY CO., LTD.
Home page: <http://www.cypress.com.tw>

20080801 MPM-CLUX8M