

# MCQ1V1608

## Multilayer high Q chip inductor



### Product features

- 0603 (1608 metric) package
- Multilayer monolithic construction yields high reliability
- Inductance range from 0.047  $\mu\text{H}$  to 3.9  $\mu\text{H}$
- Moisture sensitivity level (MSL): 1

### Applications

- Industrial connectivity (IoT)
- Wireless communications
- Bluetooth
- WiFi
- Antenna
- Machine-to-machine (M2M)
- Mobile phones
- Wearable devices
- Wireless LAN
- Computing/gaming consoles
- Broadband components
- RF transceiver modules

### Environmental compliance and general specifications

- Operating temperature range: -40 °C to +85 °C (ambient plus self-temperature rise)



Product specifications

Part number <sup>4</sup>	Ls Tolerance (%)	Ls <sup>1</sup> (μH)	Q minimum	DCR (Ω) @ +25 °C maximum	Test frequency <sup>2</sup> (MHz)	Test voltage <sup>2</sup> (mV)	SRF (MHz) minimum	Rated I <sup>3</sup> (mA) maximum
MCQ1V1608-R047-R	±10	0.047	15	0.2	50	50	260	50
MCQ1V1608-R056-R	±10	0.056	15	0.2	50	50	260	50
MCQ1V1608-R068-R	±10	0.068	15	0.2	50	50	250	50
MCQ1V1608-R082-R	±10	0.082	15	0.2	50	50	245	50
MCQ1V1608-R100-R	±10	0.10	20	0.25	25	50	240	50
MCQ1V1608-R120-R	±10	0.12	20	0.3	25	50	205	50
MCQ1V1608-R150-R	±10	0.15	20	0.3	25	50	180	50
MCQ1V1608-R180-R	±10	0.18	20	0.3	25	50	165	50
MCQ1V1608-R220-R	±10	0.22	20	0.4	25	50	150	50
MCQ1V1608-R270-R	±10	0.27	20	0.45	25	50	136	50
MCQ1V1608-R330-R	±10	0.33	20	0.5	25	50	125	50
MCQ1V1608-R390-R	±10	0.39	20	0.6	25	50	110	50
MCQ1V1608-R470-R	±10	0.47	20	0.7	25	50	105	50
MCQ1V1608-R560-R	±10	0.56	20	0.7	25	50	95	50
MCQ1V1608-R680-R	±10	0.68	20	0.9	25	50	90	50
MCQ1V1608-R820-R	±10	0.82	20	1.0	25	50	85	50
MCQ1V1608-1R0-R	±10	1.0	25	0.5	10	50	75	25
MCQ1V1608-1R2-R	±10	1.2	25	0.55	10	50	65	25
MCQ1V1608-1R5-R	±10	1.5	25	0.7	10	50	60	25
MCQ1V1608-1R8-R	±10	1.8	25	0.75	10	50	55	25
MCQ1V1608-2R2-R	±10	2.2	25	0.8	10	50	50	25
MCQ1V1608-2R7-R	±10	2.7	25	0.9	10	50	45	15
MCQ1V1608-3R3-R	±10	3.3	25	1.0	10	50	40	15
MCQ1V1608-3R9-R	±10	3.9	25	1.3	10	50	35	15

1. Ls = Inductance

2. Ls and Q test voltage and frequency

3. Rated I: Current rating for an approximate self-temperature rise of 40 °C or less.

4. Part Number Definition: MCQ1V1608-xxx-R

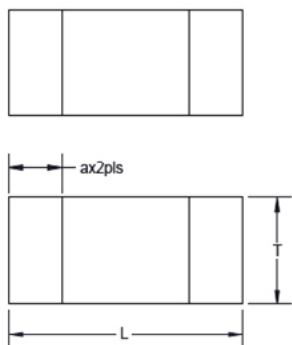
MCQ1V1608 – Product code and size

xxx= inductance value in μH, R= decimal point,

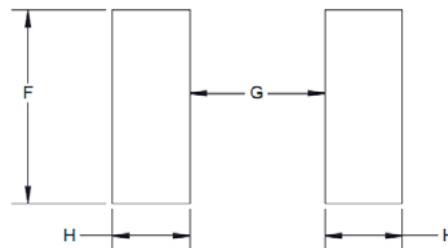
If no R is present then last character equals number of zeros

-R suffix = RoHS compliant

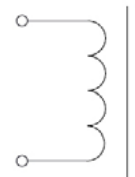
**Mechanical parameters, schematic, pad layout (mm)**



**Recommended pad layout**



**Schematic**



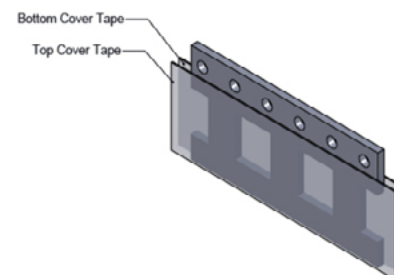
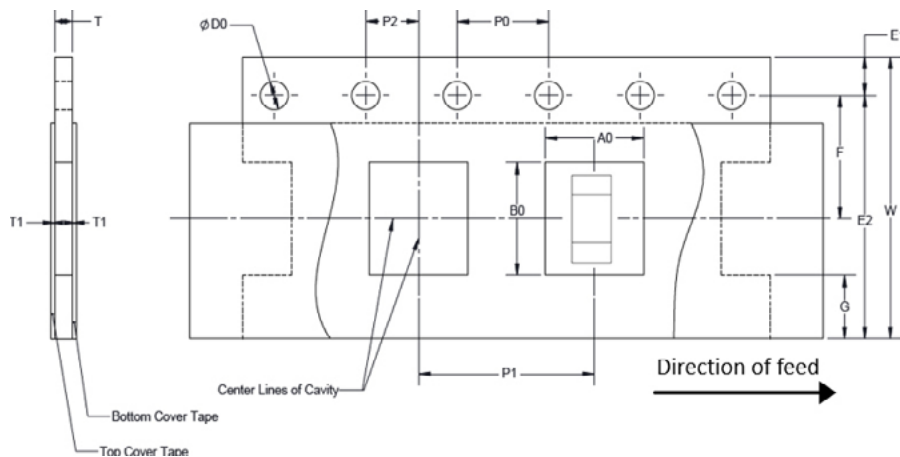
Part Number	L	W	T	a	F	G	H
MCQ1V1608-xxx-R	1.60 ±0.20	0.80 ±0.20	0.80 ±0.20	0.30 ±0.20	1.20 ref	0.40 ref	0.90 ref

Part marking: No marking  
All soldering surfaces to be coplanar within 0.1 millimeters  
Tolerances are ±0.1 millimeters unless stated otherwise  
Pad layout dimensions are reference only  
Traces or vias underneath the inductor is not recommended

**Packaging information (mm)**

Drawing not to scale

Supplied in tape and reel packaging, 4000 parts per 7" diameter reel

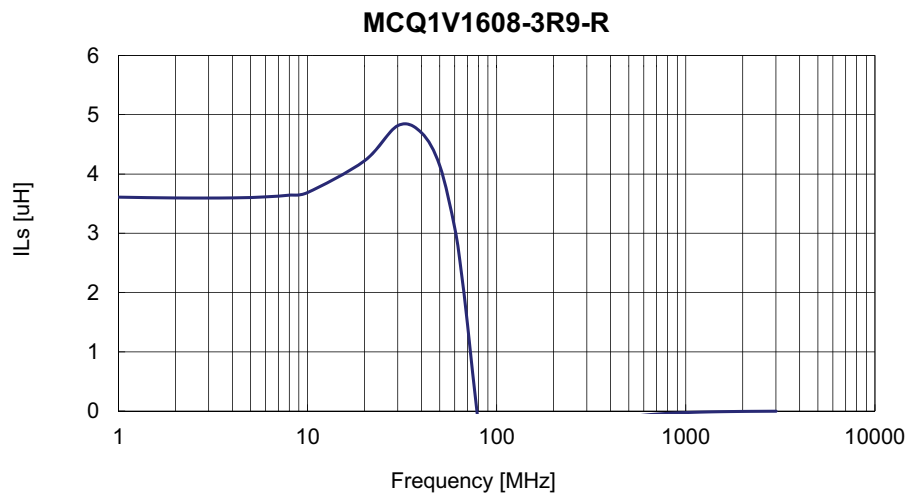
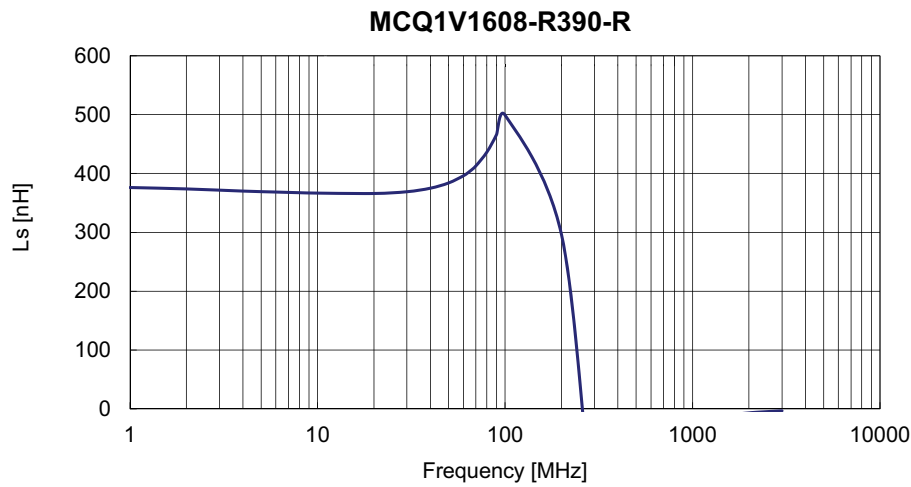
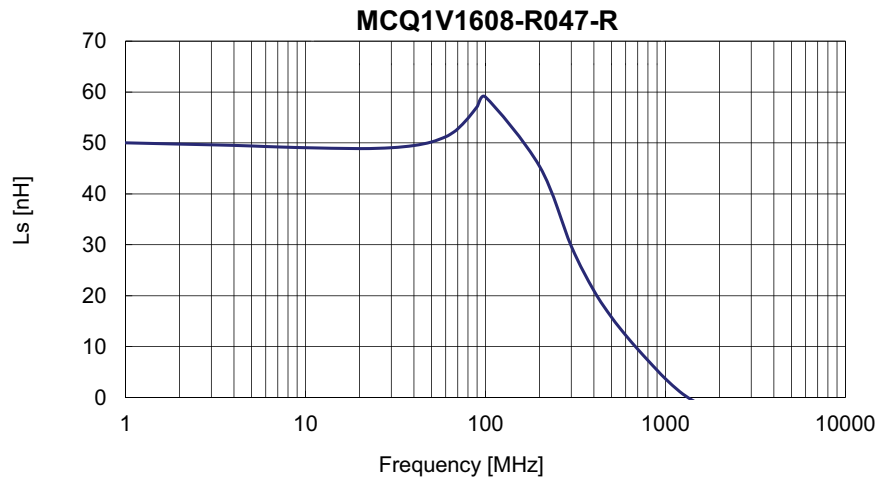


W±0.2	8.00
F±0.1	3.50
E1±0.2	1.75
E2 Min	na
P0±0.2	4.00
P1±0.2	4.00
P2±0.1	2.00
D0±0.1	1.55
A0	1.1±0.2
B0	1.9±0.2
T	0.95±0.1
T1 Max	na

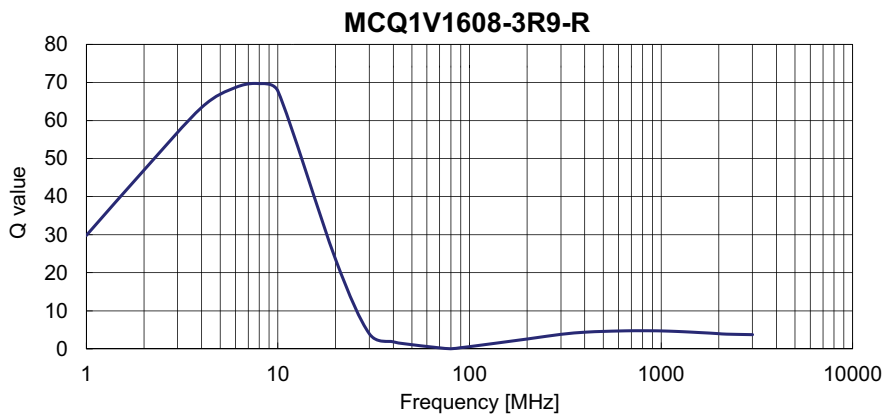
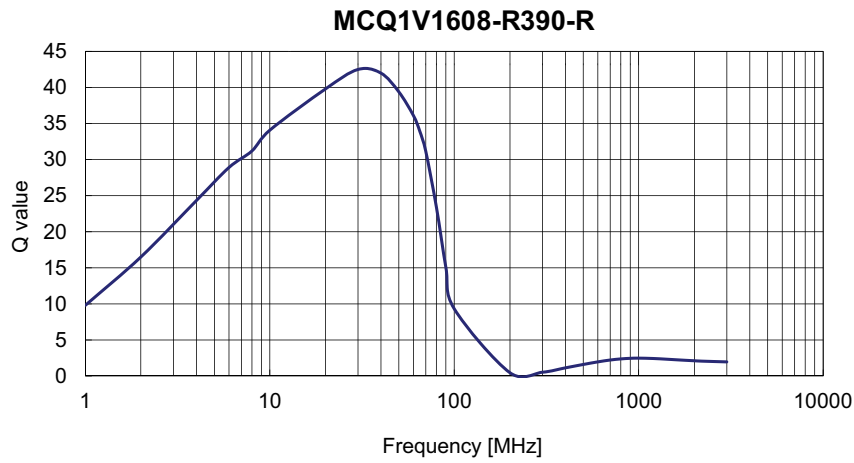
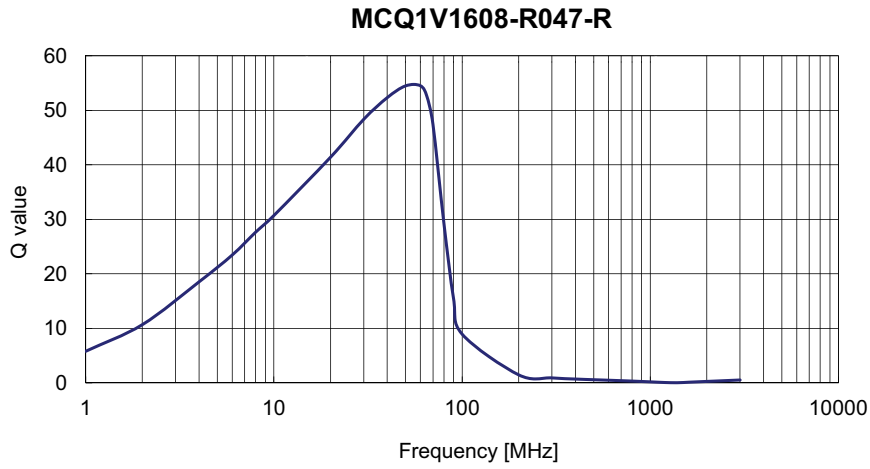
**Qualification testing**

No.	Test item	Sample size (pcs)	Test condition	Acceptable value/range
1	External visual	72		No physical damage
2	Physical dimension	72	Specification	Spec
3	Initial electrical test	72	Specification	User spec
4	Solderability	6	+245 °C±5 °C, dipping 5±1 s	>95% solder coverage
5	Resistance to soldering heat	6	+260 ±5 °C for 10±1 s	1. $\Delta L/L < \pm 20\%$ 2. $\Delta Q/Q < \pm 30\%$ 3. No physical damage
6	Terminal strength (SMD)	6	Force of 5N for 10±1 s	No physical damage No electrical performance test
7	Low temperature exposure	6	-40 °C for 1000 hours	1. $\Delta L/L < \pm 10\%$ 2. $\Delta Q/Q < \pm 30\%$ 3. No physical damage
8	Bending strength	6	Appendix 2 note: 2 mm, hold time 30 s (minimum)	No physical damage No electrical performance test
9	Drop	6	Drop 10 times to a concrete floor from a height of 1 m	1. $\Delta L/L < \pm 10\%$ 2. $\Delta Q/Q < \pm 30\%$ 3. No physical damage
10	Vibration	6	Amplitude modulation: 1.5 mm Test time: A period of 2 hours in each of 3 mutually perpendicular directions Test from 10 Hz to 55 Hz to 10 Hz for 1min	1. $\Delta L/L < \pm 10\%$ 2. $\Delta Q/Q < \pm 30\%$ 3. No physical damage
11	High temperature exposure	6	+85 °C for 1000 hours	1. $\Delta L/L < \pm 10\%$ 2. $\Delta Q/Q < \pm 30\%$ 3. No physical damage
12	Biased humidity	6	1000 hours +60 °C/90% to 95%RH unpowered	1. $\Delta L/L < \pm 10\%$ 2. $\Delta Q/Q < \pm 30\%$ 3. No physical damage
13	Operational life	12	+85 °C at Rated current for 1000 hours	1. $\Delta L/L < \pm 10\%$ 2. $\Delta Q/Q < \pm 30\%$ 3. No physical damage
14	Temperature cycling	6	32 cycles (-40 °C to +85 °C), dwell time 30 minutes	1. $\Delta L/L < \pm 10\%$ 2. $\Delta Q/Q < \pm 30\%$ 3. No physical damage

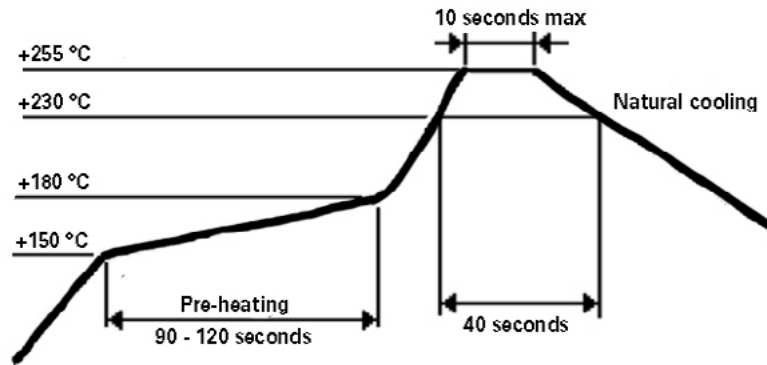
**Ls (Inductance) vs frequency**



**Q vs frequency**



Solder reflow profile



Life Support Policy: Eaton does not authorize the use of any of its products for use in life support devices or systems without the express written approval of an officer of the Company. Life support systems are devices which support or sustain life, and whose failure to perform, when properly used in accordance with instructions for use provided in the labeling, can be reasonably expected to result in significant injury to the user.

Eaton reserves the right, without notice, to change design or construction of any products and to discontinue or limit distribution of any products. Eaton also reserves the right to change or update, without notice, any technical information contained in this bulletin.

**Eaton**  
**Electronics Division**  
1000 Eaton Boulevard  
Cleveland, OH 44122  
United States  
Eaton.com/electronics

Ihr Vertriebspartner:  
**HY-LINE®**  
hy-line.de  
LEADER IN TECHNOLOGY.

HY-LINE Power Components  
Vertriebs GmbH  
Inselkammerstr. 10  
D-82008 Unterhaching  
☎ +49 89/ 614 503 -10  
power@hy-line.de

HY-LINE AG  
Hochstrasse 355  
CH-8200 Schaffhausen  
☎ +41 52 647 42 00  
info@hy-line.ch