

BIAS Standby Supply Module – 2 W BPW 2 Series Data Sheet

The BPW 2 Standby Power Supply Module is an ideal replacement for current standby power applications in appliances and consumer electronics. This low-cost supply provides up to two watts of output power at 8 or 14 VDC (Vo) to power standby functions such as a clock, microprocessor or remote control sensor. Incorporating a custom integrated circuit into a small package (0.84 in³ [13.9 cm³]) the BIAS Standby Module provides an immediate “drop-in” solution, requiring no additional external components.

Actual Size

Features

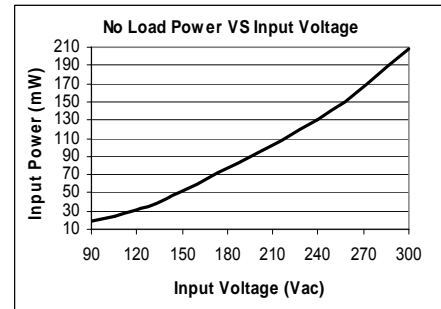
- Very low standby <30mW
- Low Cost
- Single Component Solution
- 3000 VAC Isolation
- Universal Input (90-308 VAC)
- Small Size (0.84 in³ [13.9 cm³])
- EN 55022, Class B, FCC Part 15, B
- Meets UL/CSA and EN Product Safety Requirements (ITE)

Operating Specifications

(@120VAC / 60 Hz / 25°C unless otherwise specified)

Electrical

Input Voltage Range	90-308 VAC (50/60Hz)
Output Power (Pmax)	2.0 W nom. (60Hz) 1.83W nom. (50Hz)
Efficiency	73% nom.
Output Vo (Pk)	8 or 14 VDC nom. +/- 5%
Line / Load Regulation Vo (Pk)	+/- 1% Po < Pmax
Temperature Regulation Vo (Pk)	+/- 2% Po < Pmax
Ripple Vo (@120 Hz) (@ 100 kHz)	1.75 V p:p 0.25 V p:p
Output Vr	5 VDC +/-5%, I _{max} 100mA ¹
No-load Consumption	30 mW typical @ Vin=120 VAC
Isolation	3000 VAC (meets UL / CSA & EN Product Safety)
Earth Leakage @ 120 VAC	< 10 uA
Short Circuit Protection	Continuous Pin ≤ 0.7 w @ Vin = 120 VAC
Reliability @ 25° C	> 200 Khr MTBF



Thermal

Operating Temperature	0 to 70° C
Operating Relative Humidity	0 – 95%, non-condensing
Storage Temperature	-40 to 105° C

Mechanical

Package Size (L x W x H)	1.35 x 1.09 x 0.57 inches [34.29 x 27.79 x 14.61 mm]
--------------------------	--

Safety

Safety Compliance ^{1,2}	UL / EN 60950 (Pending)
EMI Emissions	EN 55022, Class B, FCC Part 15, B

1. I_{out} + I_{rout} ≤ 250 mA Total
2. CE Compliance 2006
3. Specifications subject to change

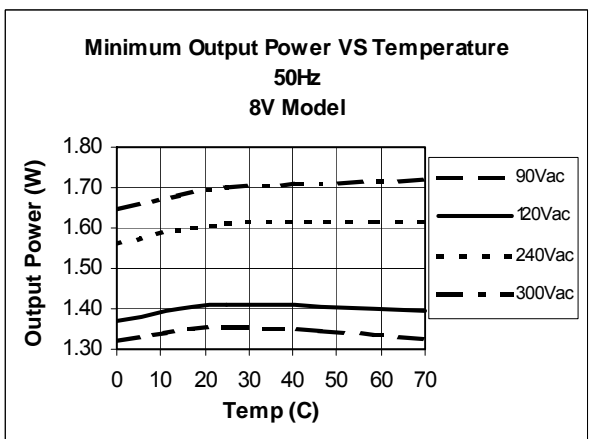
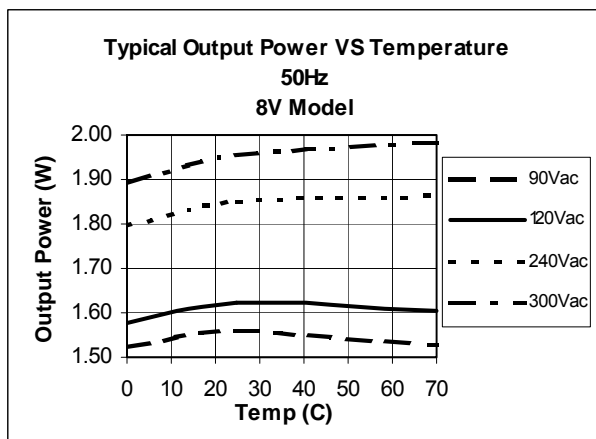
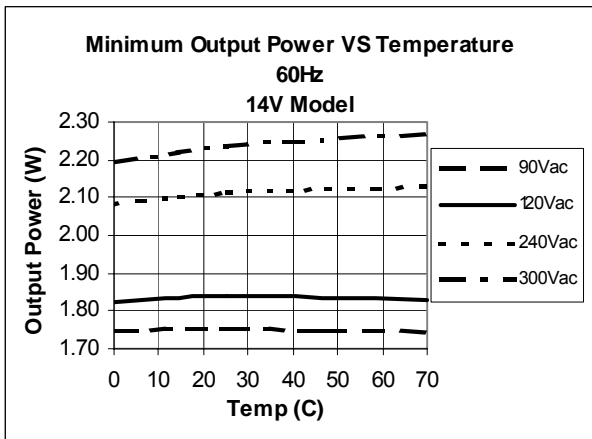
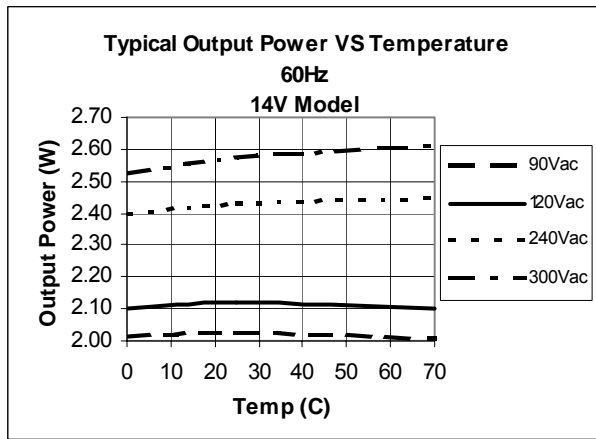
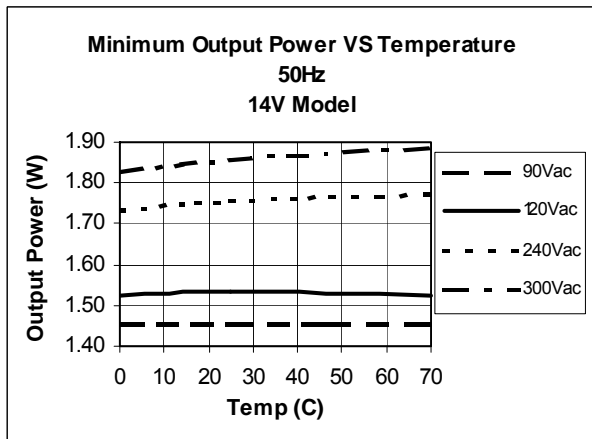
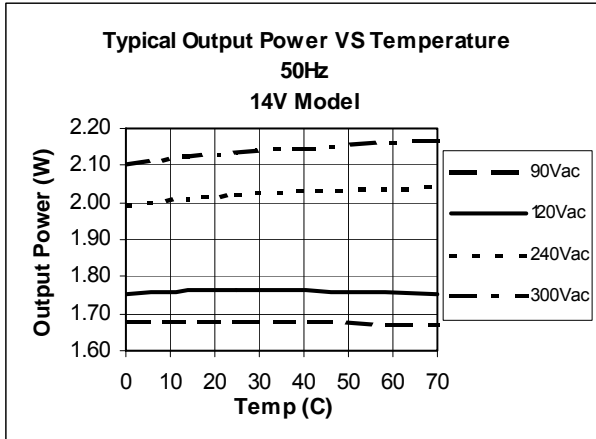
Ihr Vertriebspartner:
HY-LINE
POWER COMPONENTS

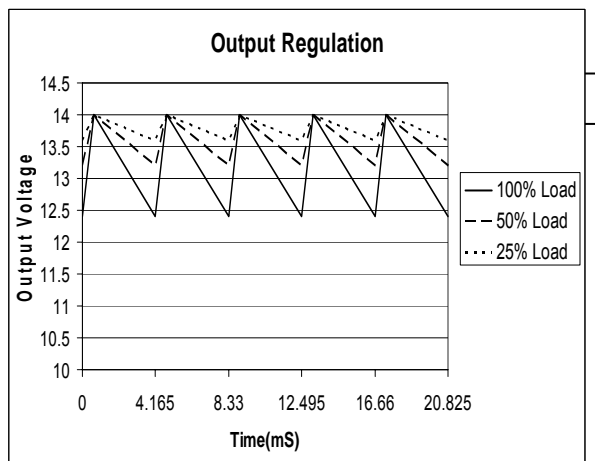
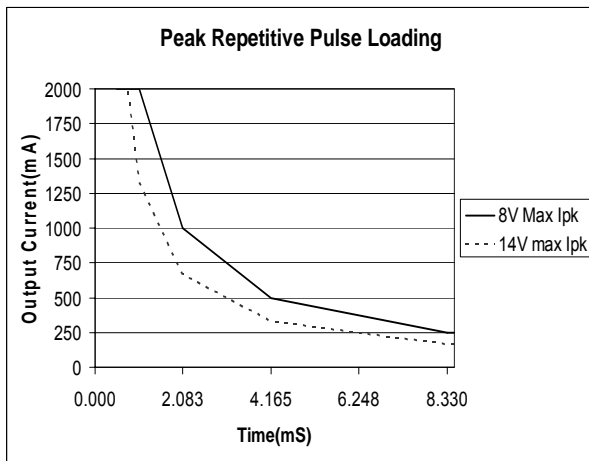
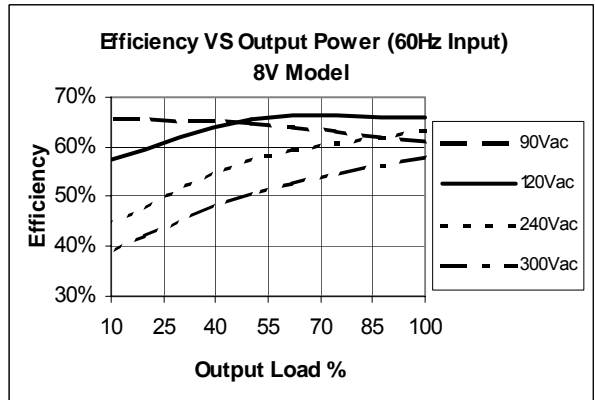
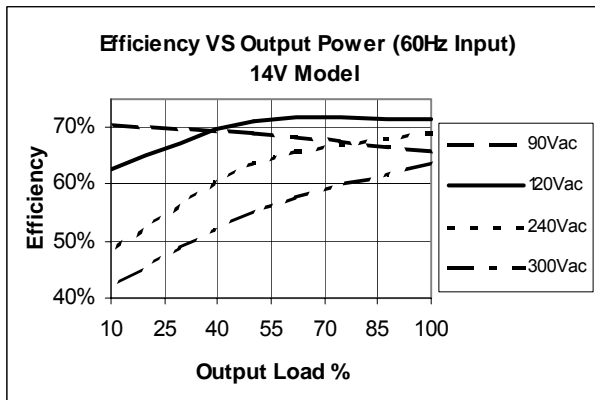
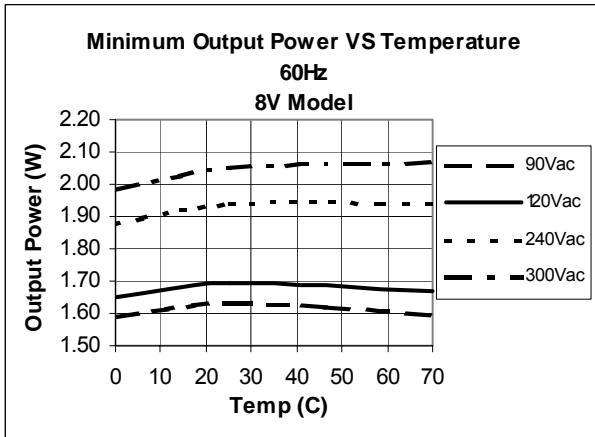
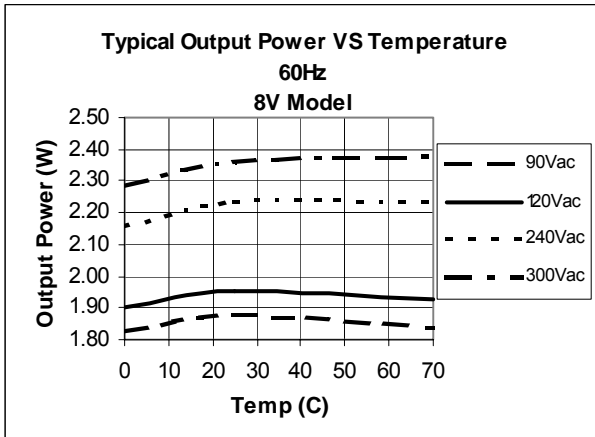
Inselkammerstraße 10
D-82008 Unterhaching
Tel.: +49 (0)89 614503 10
Fax: +49 (0)89 614503 20
E-Mail: power@hy-line.de
URL: www.hy-line.de

Gründenstrasse 10
CH-8247 Flurlingen
Tel.: +41 (0)52 647 42 00
Fax: +41 (0)52 647 42 01
E-Mail: power@hy-line.ch
URL: www.hy-line.ch



BIAS Power

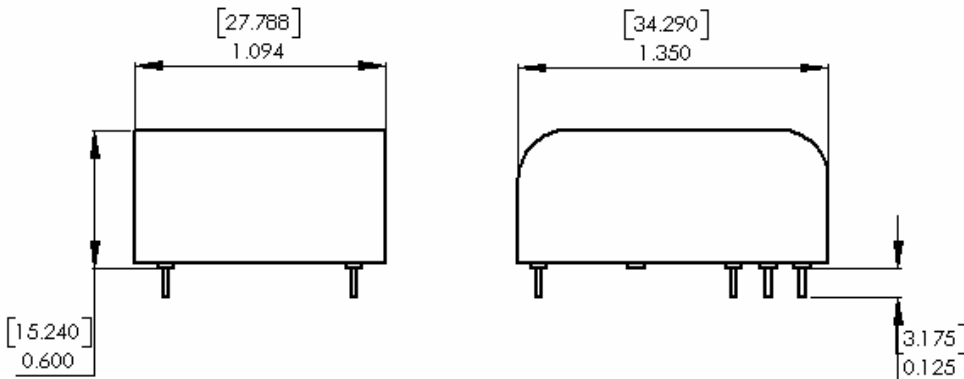




Part Number Designation

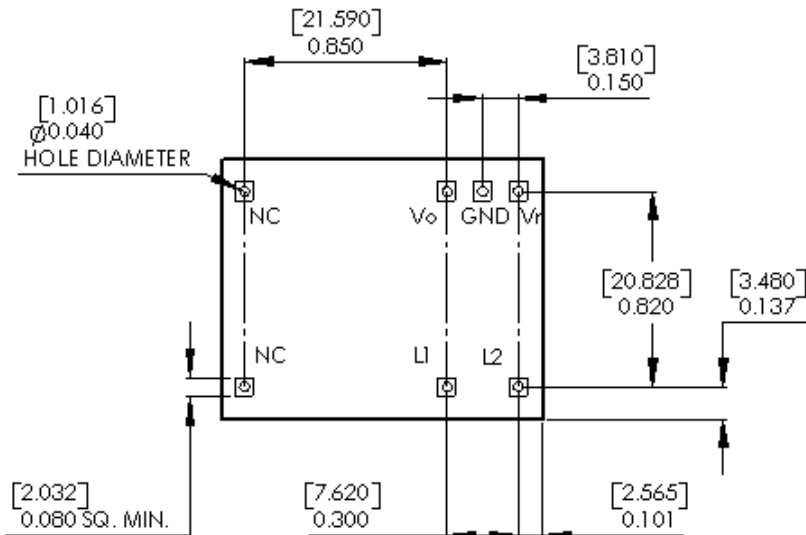
Part Number	Output Configuration	Vo	Vr
BPW 2-08-00	Single output	8 VDC	N/A
BPW 2-14-00	Single output	14 VDC	N/A
BPW 2-08-50	Dual output	8 VDC	5 VDC

For custom configurations, contact BIAS Power.

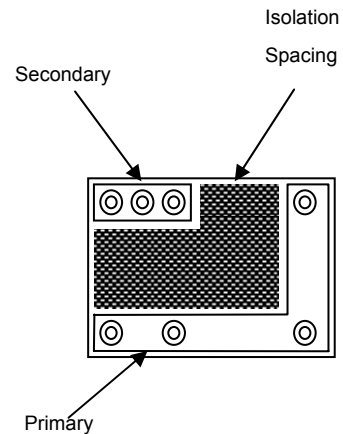


PIN DESIGNATOR	DESCRIPTION
L1	Input High
L2	Input Low
N/C	No Connection
Vo	Output
GND	Ground
Vr	Vr Output
N/C	No Connection

- NOTES**
1. Pins 0.025" [0.63 mm] square
 2. Pins extend 0.125" [3.17 mm] below stand-offs



RECOMMENDED LAND PATTERN
TOP VIEW



ISOLATION
BOTTOM VIEW