

**NVE**  
NVE CORPORATION

**NEW!**  
**IL41050 CAN**  
**Transceivers**



**IsoLoop<sup>®</sup>**  
**Isolation**  
**Products**  
*Short-Form*  
*Catalog*

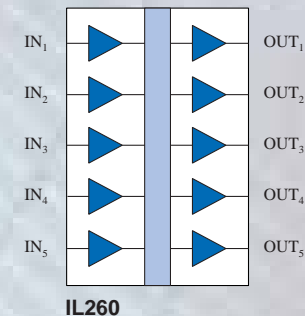
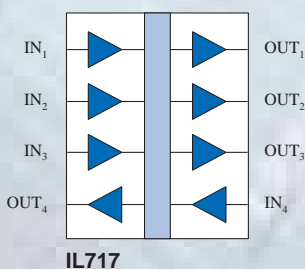
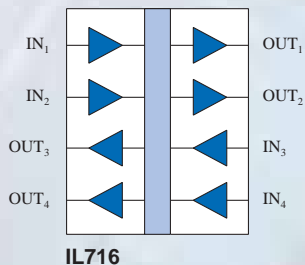
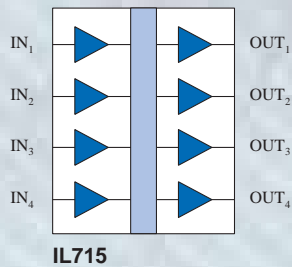
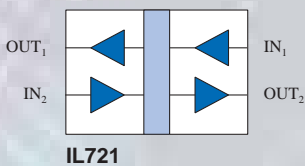
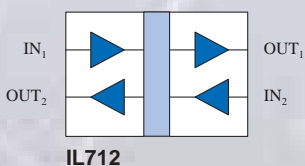
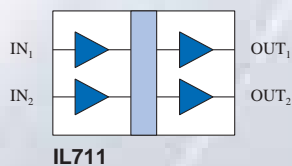
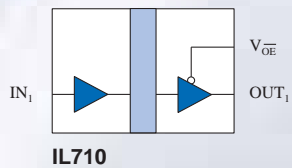
Ihr Vertriebspartner:  
**HY-LINE<sup>®</sup>**  
POWER COMPONENTS

Inselkammerstraße 10	Gründenstrasse 10
D-82008 Unterhaching	CH-8247 Flurlingen
Tel.: +49 (0)89 614503 10	Tel.: +41 (0)52 647 42 00
Fax: +49 (0)89 614503 20	Fax: +41 (0)52 647 42 01
E-Mail: <a href="mailto:power@hy-line.de">power@hy-line.de</a>	E-Mail: <a href="mailto:power@hy-line.ch">power@hy-line.ch</a>
URL: <a href="http://www.hy-line.de">www.hy-line.de</a>	URL: <a href="http://www.hy-line.ch">www.hy-line.ch</a>

***Digital Isolators and Transceivers***

# IL700/IL200 Series High-Performance Isolators

## The Ultimate in Speed and Performance


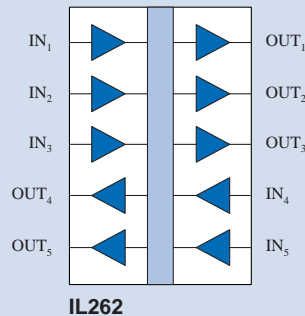
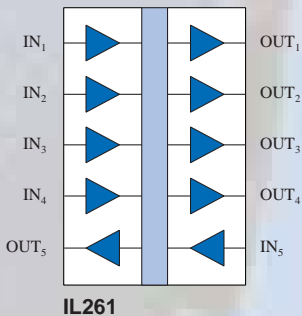


The IL700 and IL200-Series Digital Isolators provide unsurpassed performance and flexibility, including highest data rates, smallest packages, lowest distortion, low power consumption, widest temperature range, and 2,500  $V_{RMS}$  isolation. All devices are UL1577 and IEC61010 approved.

Popular IL700/IL200 applications include serial interfaces, isolated CANbus, isolated SPI, isolated A/D converters, and power interfaces.

### Features:

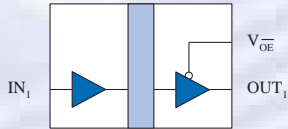
- **IL200 Series**  
Five channels per package
- **IL700 Series**  
World's smallest isolators (available MSOP)
- **IL700S Series**  
Fastest (150 Mbps) and lowest PWD (300 ps)
- **IL700T Series**  
Highest operating temperature (125°C with no derating)



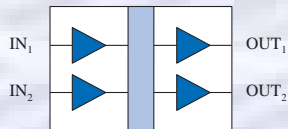
Parameters	Min.	Typ.	Max.	Units
Data Rate (S-Series)	100 (130)	110 (150)		Mbps
PWD (S-Series)		3 (0.3)	3	ns
Propagation Delay		10	15	ns
Propagation Delay Skew		4	6	ns
Transient Immunity	20	30		kV/ $\mu$ s
Temperature Range (T-Series)	-40		+100 (+125)	°C
IL200 Series	-40		+85	°C

# IL500 Series 2 Mbps Isolators

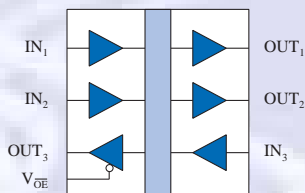
## The Cost-Effective Alternative



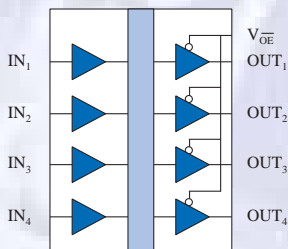
**IL510**



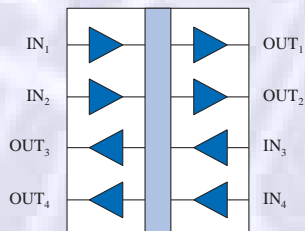
**IL511**



**IL514**



**IL515**



**IL516**

IL500-Series Isolators are NVE's lowest-cost isolators. One, two, three, or four channel configurations; SOIC or unique MSOP packages. An internal refresh clock ensures DC-correct operation. 2,500 V<sub>RMS</sub> isolation; with UL1577 and IEC61010-2001 approval.

Popular IL500-Series applications include isolated A/D and D/A converters, serial interfaces, isolated SPI, and power interfaces.

### Features:

- 2 Mbps
- 10 ns PWD
- DC correct
- 2,500 V<sub>RMS</sub> isolation (1 minute)
- -40°C to +85°C Operating Range
- MSOP and SOIC packages

Parameter	Min.	Typ.	Max.	Units
Data Rate	2			Mbps
Pulse Width Distortion			10	ns
Propagation Delay			25	ns
Propagation Delay Skew			10	ns
Transient Immunity	20	30		kV/μs
Temperature Range	-40		+85	°C

# IL600 and IL600A Passive Input Isolators

## The Opto Alternative<sup>SM</sup>

The award-winning IL600 and IL600A Series Isolators provide unique passive inputs for flexibility similar to LED-input optocouplers. The IL600-Series has CMOS outputs and the IL600A-Series has open-drain outputs.

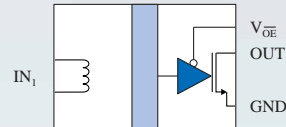
Unlike other isolators, the IL600 and IL600A-Series can be configured for inverting or non-inverting inputs.

The IL600 and IL600A-Series Isolators are available in PDIP, SOIC, and unique MSOP packages. Parts are also available as bare die for chip-on-board assembly. All NVE products are supplied RoHS compliant as standard.

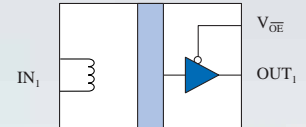
Popular IL600/IL600A Series applications include isolated PLCs, serial interface receivers, I<sup>2</sup>C bus, isolated CAN Bus, and wired-or controls.

### Features:

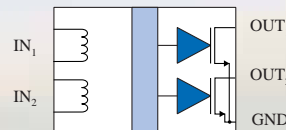
- 2,500 V<sub>RMS</sub> isolation (1 minute)
- Failsafe operation
- DC correct
- 5 mA input current
- 3.3 V or 5 V supply
- 2.5 mA dynamic input current (50% duty cycle)
- UL1577 and IEC61010 approval
- PDIP, SOIC, MSOP, or bare die



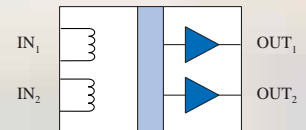
IL610A



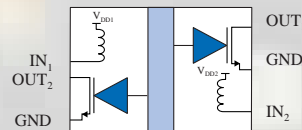
IL610



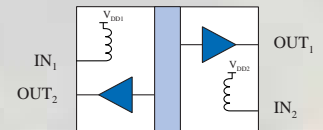
IL611A



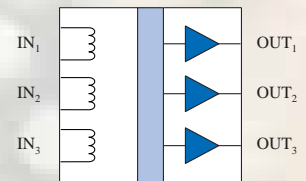
IL611



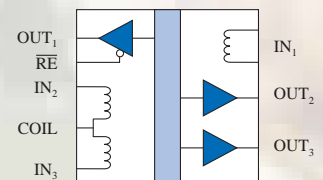
IL612A



IL612



IL613



IL614

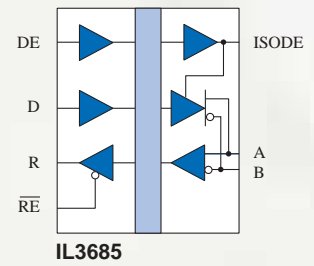
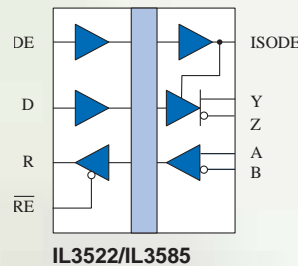
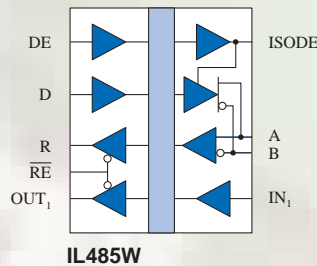
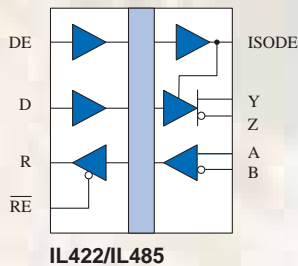
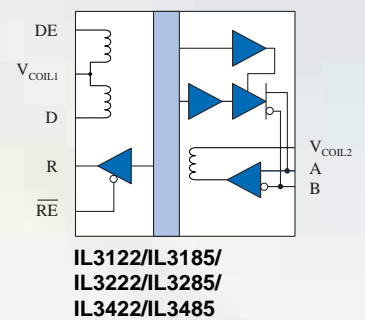
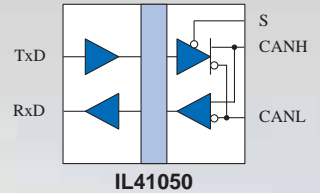
Parameter	Min.	Typ.	Max.	Units
Data Rate (A-Series)	100 (10)			Mbps
Pulse Width Distortion		3	5	ns
Propagation Delay		8	15	ns
Propagation Delay Skew		4	6	ns
Transient Immunity	15	20		kV/μs
Temperature Range	-40		+85	°C

# IL400, IL3000, and IL41050 Series

## Single-Chip Isolated Network Transceivers

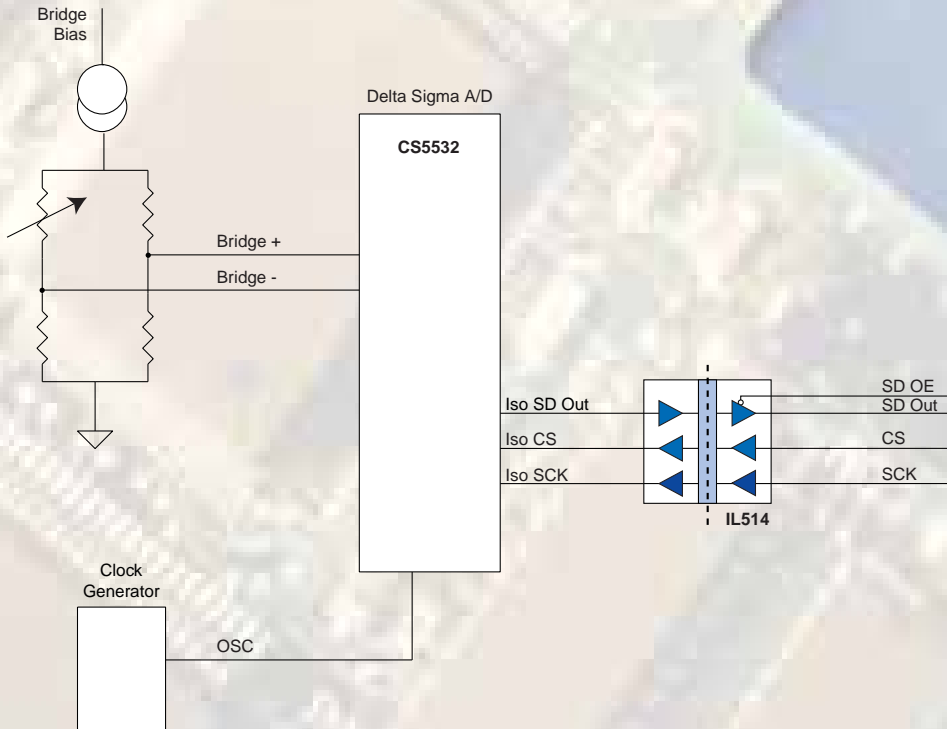
NVE offers a wide choice of isolated RS-422, RS-485 and CAN network transceivers. Models provide very high speed, 15 kV ESD protection, handshake channels, and fractional loads.

Versions are available in 0.15-inch and 0.3-inch SOIC packages, making these the most compact solutions in the world while still meeting the creepage and clearance requirements of applicable safety standards. All transceivers have an isolation rating of 2,500 V<sub>RMS</sub> (one minute), and are supplied RoHS compliant as standard. All are UL1577 and IEC61010 approved; the IL41050 is ISO 11898 compliant; the IL3685 is PROFIBUS compliant.



Model	Bus	Inputs	Mbps	Nodes	Bus ESD (kV)	Key Features	Packages
IL41050	CAN	Digital	1	110	4	ISO 11898 Compliant	0.15" SOIC-16; 0.3" SOIC-16
IL3122	RS-422	Passive	5	32	15	Low Cost	0.15" SOIC-16; 0.3" SOIC-16
IL3185	RS-485	Passive	5	32	15	Low Cost	0.15" SOIC-16; 0.3" SOIC-16
IL3222	RS-422	Passive	5	256	15	Fractional Load	0.15" SOIC-16; 0.3" SOIC-16
IL3285	RS-485	Passive	5	256	15	Fractional Load	0.15" SOIC-16; 0.3" SOIC-16
IL3422	RS-422	Passive	20	32	15	High Speed	0.15" SOIC-16; 0.3" SOIC-16
IL3485	RS-485	Passive	20	32	15	High Speed	0.15" SOIC-16; 0.3" SOIC-16
IL422	RS-422	Digital	25	32	15	Industry Standard	0.3" SOIC-16
IL485	RS-485	Digital	35	32	2	Industry Standard	0.3" SOIC-16
IL485W	RS-485	Digital	35	32	2	RS-485 + Handshake	0.3" SOIC-16
IL3522	RS-422	Digital	40	50	15	Very High Speed	0.3" SOIC-16
IL3585	RS-485	Digital	40	50	15	Very High Speed	0.3" SOIC-16
IL3685	RS-485	Digital	40	50	15	PROFIBUS Compliant	0.3" SOIC-16

# Illustrative A/D Converter Applications

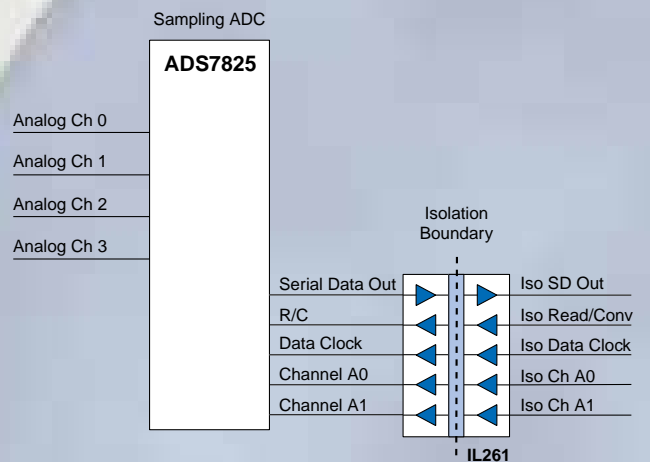


## Isolated SPI Delta-Sigma A/D Converter Using IL514

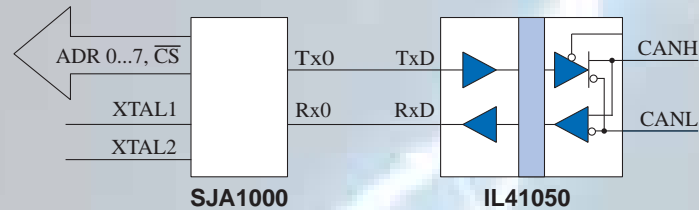
This circuit illustrates a typical single-channel delta-sigma ADC isolated SPI interface. The ADC is located on the bridge with no signal conditioning electronics between the bridge sensor and the ADC. A four-channel IL717 or five-channel IL261 can be used in a similar circuit with additional isolated clock channels.

## Multi-Channel Isolated Sampling A/D Converter Using IL261

The IL261 is ideal for isolating multi-channel sampling ADCs. Isolated channels A0 and A1 control the analog channel being sampled, while the three remaining I/O lines on the IL261 isolate the SPI interface.

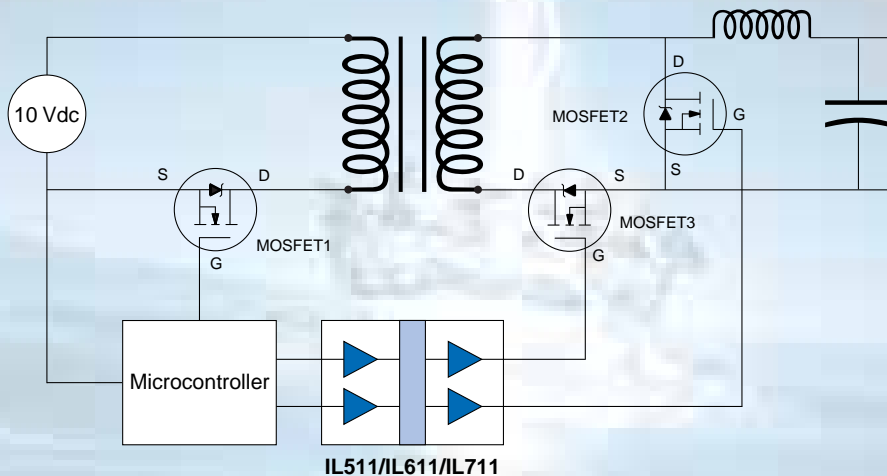


# Illustrative Applications



## Isolated CAN Using the IL41050 and an SJA1000 MCU

Isolation increases the noise immunity of CAN nodes, even battery-powered nodes. Inductive drives and inverters can produce transient swings in excess of  $20 \text{ kV}/\mu\text{s}$ . Traditional, non-isolated CAN nodes provide some protection from differential signaling and symmetrical driver/receiver pairs, but the IL41050 typically more doubles the  $dV/dt$  protection of traditional nodes.



## Intelligent DC-DC Converter With Synchronous Rectification

A typical primary-side controller would use an IL511, IL611 or IL711 to drive the synchronous rectification signals from primary side to secondary side. Isolator pulse-width distortion as low as  $0.3 \text{ ns}$  typical minimizes MOSFET dead time and maximizes system efficiency. Ultra-small isolator packages (including two-channel MSOP-8s), allow the designer to squeeze more into less board area.

## About NVE

An ISO 9001 Certified Company

NVE Corporation manufactures innovative products based on unique spintronic Giant Magnetoresistive (GMR) technology. Products include Digital Signal Isolators, Isolated Bus Transceivers, Magnetic Field Sensors, Magnetic Field Gradient Sensors (Gradiometers), and Digital Magnetic Field Sensors.

NVE pioneered spintronics and in 1994 introduced the world's first products using GMR material, a line of ultra-precise magnetic sensors for position, magnetic media, gear speed and current sensing.

NVE Corporation  
11409 Valley View Road  
Eden Prairie, MN 55344-3617 USA  
Telephone: (952) 829-9217  
Fax: (952) 829-9189  
Internet: [www.nve.com](http://www.nve.com)  
e-mail: [iso-info@nve.com](mailto:iso-info@nve.com)

Ihr Vertriebspartner:  
**HY-LINE**<sup>®</sup>  
POWER COMPONENTS

Inselkammerstraße 10 D-82008 Unterhaching Tel.: +49 (0)89 614503 10 Fax: +49 (0)89 614503 20 E-Mail: <a href="mailto:power@hy-line.de">power@hy-line.de</a> URL: <a href="http://www.hy-line.de">www.hy-line.de</a>	Gründenstrasse 10 CH-8247 Flurlingen Tel.: +41 (0)52 647 42 00 Fax: +41 (0)52 647 42 01 E-Mail: <a href="mailto:power@hy-line.ch">power@hy-line.ch</a> URL: <a href="http://www.hy-line.ch">www.hy-line.ch</a>
--	---

## Worldwide Distribution

NVE has a worldwide network of expert distributors ready to assist you. Visit the "Isolator Sales" section of [www.nve.com](http://www.nve.com) for the nearest distributor.

*The information provided by NVE Corporation is believed to be accurate. However, no responsibility is assumed by NVE Corporation for its use, nor for any infringement of patents, nor rights or licenses granted to third parties, which may result from its use. No license is granted by implication, or otherwise, under any patent or patent rights of NVE Corporation. NVE Corporation does not authorize, nor warrant, any NVE Corporation product for use in life support devices or systems or other critical applications, without the express written approval of the President of NVE Corporation.*

Specifications are subject to change without notice.

## On the Cover

IsoLoop Isolation Products help make a digital world practical. Approximately 750 actual-size IsoLoop MSOP Isolators form the image on the front and back spine of this catalog. NVE is the leader in MSOP isolators with a full line of part types and configurations.